



ZIERER
inspires.

ZIERER PRODUCTS

WAVE SWINGERS
FUN RIDES
CAROUSELS
ROLLER COASTERS
ADVANCED DARK RIDES
MAJOR RIDES
NEW CONCEPTS



THIS IS WHO WE ARE

ZIERER has always been working hard to bring joy to young and old. This philosophy is to be carried into the future.

ZIERER is a German company located in Deggendorf, Bavaria. True to its motto: "ZIERER inspires", the company has been manufacturing rides of renown for many years. Its line of production includes the well known and loved "original Wave Swinger", all kinds of roller coasters, freefall towers, fun and major rides as well as an Advanced Dark Ride system.

Furthermore, ZIERER produces a wide range of individually adjustable family and thrill rides. Artistic

uniqueness and safety are fundamental with every single design.

ALL AROUND THE WORLD

For many decades, ZIERER has been a reliable partner for installing and equipping attractions and amusement parks around the globe. As the company is renowned for being a provider of complete theme park sets, everything – from the first spark of inspiration through planning and production up to after sales services – can be done "under one roof".

This is why Merlin, Universal, Disney, SeaWorld, Europa Park as well as many other famous brands range among the company's customers.



CONTENT

Wave Swingers	4
Fun Rides	6
Carousels	10
Roller Coasters	14
Advanced Dark Rides	24
Major Rides	26
New Concepts	28
Company Info	32
With Care & Attention	34

PHILOSOPHY

OUR MISSION

ZIERER inspires.
innovative
collaborative
individual

OUR VISION

We are the leading full-range supplier
for high-quality fun rides on the global
market.

OUR VALUES

Down to earth attitude
Honesty
Quality
Reliability
Family

OUR MOTTO

ZIERER inspires.

WAVE SWINGERS

THE
ORIGINAL!



WAVE SWINGER 40

DIMENSIONS & FACTS

Diameter	approx. 18.2 m / 59.7 ft.
Height	approx. 9.2 m / 30.2 ft.
Operating diameter	approx. 21.3 m / 69.9 ft.
Operating height	approx. 11.9 m / 39 ft.
Seating	24 single and 8 double seats
Capacity	40 persons

SCAN & WATCH



WAVE SWINGER 56

DIMENSIONS & FACTS

Diameter	approx. 19.7 m / 64.6 ft.
Height	approx. 10 m / 32.8 ft.
Operating diameter	approx. 22.3 m / 73.2 ft.
Operating height	approx. 12.6 m / 41.3 ft.
Seating	40 single and 8 double seats
Capacity	56 persons

SCAN & WATCH



FUN RIDES



FAMILY FREEFALL TOWER

Also available
as double unit or
as 20 m / 65.6 ft.
version

DIMENSIONS & FACTS

Length	approx. 5.5 m / 18 ft.
Width	approx. 5.5 m / 18 ft.
Height	approx. 12 m / 39.4 ft. incl. decoration
Seating	1 ring-shaped gondola with 5 double seats
Capacity	10 persons

Three movements: freefall, rotation, jumping - all in one ride!

SCAN & WATCH





SCAN & WATCH

KONTIKI



DIMENSIONS & FACTS

Length	approx. 15 m / 49.2 ft.
Width	approx. 7.3 m / 24 ft.
Height	approx. 2.5 m / 8.2 ft.
Operating length	approx. 17.5 m / 57.4 ft.
Operating width	approx. 10.5 m / 34.4 ft.
Operating height	approx. 5.5 m / 18 ft.
Seating	6 benches for 4 persons each
Capacity	24 persons



KONTIKI L

DIMENSIONS & FACTS

Length	approx. 19 m / 62.3 ft.
Width	approx. 7.3 m / 24 ft.
Height	approx. 3.9 m / 12.8 ft.
Operating length	approx. 21.5 m / 70.5 ft.
Operating width	approx. 10.5 m / 34.4 ft.
Operating height	approx. 7 m / 23 ft.
Seating	6 benches for 4 persons each
Capacity	24 persons



KONTIKI XL

DIMENSIONS & FACTS

Length	approx. 19 m / 62.3 ft.
Width	approx. 9.4 m / 30.8 ft.
Height	approx. 3.9 m / 12.8 ft.
Operating length	approx. 23 m / 75.5 ft.
Operating width	approx. 13.3 m / 43.6 ft.
Operating height	approx. 8 m / 26.2 ft.
Seating	8 benches for 5 persons each
Capacity	40 persons

FERRIS WHEEL

DIMENSIONS & FACTS

Length	approx. 10.2 m / 33.5 ft.
Width	approx. 5.8 m / 19 ft.
Height	approx. 12 m / 39.4 ft.
Wheel diameter	approx. ø 8.7 m / 28.5 ft.
Seating	8 gondolas for 5 persons each
Capacity	40 persons

SCAN & WATCH



CAROUSELS



GREAT AIRPLANE RIDE

SCAN & WATCH



DIMENSIONS & FACTS

Diameter	approx. ø 10.7 m / 35.1 ft.
Height	approx. 2.5 m / 8.2 ft.
Operating diameter	approx. ø 14.1 m / 46.3 ft.
Seating	8 gondolas for 2 persons each
Capacity	16 persons

Interactive
carousel available
as 12 and 16
gondola version

ZIERER
inspires.

FLYING GONDOLAS 12

DIMENSIONS & FACTS

Diameter	approx. ø 17.3 m / 56.8 ft.
Height	approx. 6 m / 19.7 ft.
Operating diameter	approx. ø 21 m / 68.9 ft.
Operating height	approx. 6.6 m / 21.7 ft.
Seating	12 gondolas for 2 adults or 1 adult and 2 children each
Capacity	24 adults or 12 adults and 24 children

SCAN & WATCH



FLYING GONDOLAS 16

DIMENSIONS & FACTS

Diameter	approx. ø 19.2 m / 63 ft.
Height	approx. 6 m / 19.7 ft.
Operating diameter	approx. ø 22.6 m / 74.1 ft.
Operating height	approx. 6.6 m / 21.7 ft.
Seating	16 gondolas for 2 adults or 1 adult and 2 children each
Capacity	32 adults or 16 adults and 32 children

SCAN & WATCH





JET SKIS

Interactive carousel, available with 6 or 9 gondolas or even as double or triple unit

DIMENSIONS & FACTS

Diameter	approx. ø 10 m / 32.8 ft.
Height	approx. 3.5 m / 11.5 ft.
Operating diameter	approx. ø 16.5 m / 54.1 ft.
Water basin diameter	min. ø 19 m / 62.3 ft.
Number of gondolas	6 or 9 gondolas
Gondola capacity	1 adult or 1 adult and 1 child per gondola
Capacity	6 or 9 adults and 6 or 9 children

SCAN & WATCH



ROUND ABOUT

DIMENSIONS & FACTS

Diameter	approx. ø 10.7 m / 35.1 ft.
Height	approx. 2 m / 6.6 ft.
Operating diameter	approx. ø 14 m / 45.9 ft.
Seating	17 or 20 gondolas for 2 persons each
Capacity	34 – 40 persons

SCAN & WATCH



DRAGON BOATS

DIMENSIONS & FACTS

Diameter	approx. ø 8.2 m / 26.9 ft.
Height	approx. 4.3 m / 13.1 ft.
Operating diameter	approx. ø 11.2 m / 36.7 ft.
Seating	6 gondolas for 6 persons each
Capacity	36 persons

SCAN & WATCH



ROLLER COASTERS



DUELING REVERSE COASTER



DIMENSIONS & FACTS

Length	approx. 104.6 m / 343.2 ft.
Width	approx. 50.2 m / 164.7 ft.
Lift height	approx. 14 m / 45.9 ft.
Track length	approx. 244 m / 800.5 ft. (each track)
Maximum speed	approx. 48 km/h / 29.8 mph
Seating	2 trains with 10 cars for 2 persons each
Capacity	20 persons

SCAN & WATCH





FORCE COASTERS

SCAN & WATCH



FORCE ZERO

Length	approx. 30.6 m / 100.4 ft.
Width	approx. 15.1 m / 49.5 ft.
Lift height	approx. 3.6 m / 11.8 ft.
Track length	approx. 70 m / 229.7 ft.
Maximum speed	approx. 25 km/h / 15.5 mph
Seating	1 train with 6 or 8 cars for 2 persons each
Capacity	12 or 16 persons

SCAN & WATCH



FORCE ONE

Length	approx. 39.6 m / 129.9 ft.
Width	approx. 18.5 m / 60.7 ft.
Lift height	approx. 4.7 m / 15.4 ft.
Track length	approx. 125 m / 410.1 ft.
Maximum speed	approx. 25 km/h / 15.5 mph
Seating	1 train with 6 cars for 2 persons each
Capacity	12 persons

FORCE 160

Length	approx. 50.8 m / 166.7 ft.
Width	approx. 21.3 m / 69.9 ft.
Lift height	approx. 6 m / 19.7 ft.
Track length	approx. 158 m / 518.4 ft.
Maximum speed	approx. 32.8 km/h / 20.4 mph
Seating	1 train with 8 cars for 2 persons each
Capacity	16 persons

SCAN & WATCH



FORCE 190

Length	approx. 49.4 m / 162.1 ft.
Width	approx. 33.7 m / 110.6 ft.
Lift height	approx. 7.5 m / 24.6 ft.
Track length	approx. 192 m / 629.9 ft.
Maximum speed	approx. 40 km/h / 24.9 mph
Seating	1 train with 8 cars for 2 persons each
Capacity	16 persons

SCAN & WATCH



FORCE TWO

Length	approx. 41.3 m / 135.5 ft.
Width	approx. 29 m / 95.1 ft.
Lift height	approx. 9 m / 29.5 ft.
Track length	approx. 223 m / 731.6 ft.
Maximum speed	approx. 40 km/h / 24.9 mph
Seating	1 train with 10 cars for 2 persons each
Capacity	20 persons

SCAN & WATCH



FORCE 280

Length	approx. 59.4 m / 194.9 ft.
Width	approx. 26.8 m / 87.9 ft.
Lift height	approx. 11.2 m / 36.7 ft.
Track length	approx. 281 m / 921.9 ft.
Maximum speed	approx. 46 km/h / 28.6 mph
Seating	1 train with 10 cars for 2 persons each
Capacity	20 persons

SCAN & WATCH



FORCE FIVE

Length	approx. 64.9 m / 212.9 ft.
Width	approx. 45.7 m / 149.9 ft.
Lift height	approx. 16 m / 52.5 ft.
Track length	approx. 457 m / 1,499.3 ft.
Maximum speed	approx. 60 km/h / 37.3 mph
Seating	1 train with 10 cars for 2 persons each
Capacity	20 persons

SCAN & WATCH



ELEVATED SEATING COASTER

Also available
with LSM
drive system



DIMENSIONS & FACTS

Length	approx. 66.2 m / 217.2 ft.
Width	approx. 54.4 m / 178.5 ft.
Lift height	approx. 22 m / 72.2 ft.
Track length	approx. 535 m / 1,755.3 ft.
Maximum speed	approx. 65 km/h / 40.4 mph
Seating	1 train with 8 cars for 2 persons each
Capacity	16 persons
2 trains optional possible against surcharge	

SCAN & WATCH




VERTICAL DROP ELEMENT

DIMENSIONS

Length	approx. 11 m / 36.1 ft.
Width	approx. 12 m / 39.4 ft.
Height	approx. 15 m / 49.2 ft.
Height of drop	approx. 5.5 m / 18 ft.

SCAN & WATCH



Can be included
to almost every
coaster layout





MULTI SEATING COASTER

2 different
restraint systems
in 1 train

MULTI SEATING COASTER 515

Length	approx. 82.5 m / 270.7 ft.
Width	approx. 39.8 m / 130.6 ft.
Lift height	approx. 21.5 m / 70.5 ft.
Track length	approx. 515 m / 1,689.6 ft.
Maximum speed	approx. 62 km/h / 38.5 mph
Seating	1 train with 7 cars, thereof 6 for passengers for 2 persons each with 2 restraint systems and 1 transfer vehicle behind front decoration
Capacity	12 persons
2 trains optional possible against surcharge	

SCAN & WATCH



MULTI SEATING COASTER 535

Length	approx. 66.2 m / 217.2 ft.
Width	approx. 54.8 m / 179.8 ft.
Lift height	approx. 22 m / 72.2 ft.
Track length	approx. 535 m / 1,755.3 ft.
Maximum speed	approx. 65 km/h / 40.4 mph
Seating	1 train with 7 cars, thereof 6 for passengers for 2 persons each with 2 restraint systems and 1 transfer vehicle behind front decoration
Capacity	12 persons
2 trains optional possible against surcharge	

SCAN & WATCH



TOWER LAUNCH COASTER

Going overhead
without shoulder
restraint



DIMENSIONS & FACTS

Length	approx. 126.1 m / 413.7 ft.
Width	approx. 37.2 m / 122 ft.
Lift height	approx. 33.5 m / 109.9 ft.
Track length	approx. 610 m / 2,001.3 ft.
Maximum speed	approx. 90 km/h / 55.9 mph
Seating	5 cars for 8 persons each
Capacity	40 persons
Drive system	LSM launch (both in horizontal as well as vertical track)

SCAN & WATCH



TOWER SPEED COASTER

DIMENSIONS & FACTS

Length	approx. 80.4 m / 263.8 ft.
Width	approx. 52.2 m / 171.3 ft.
Lift height	approx. 30 m / 98.4 ft.
Track length	approx. 602 m / 1,975.1 ft.
Maximum speed	approx. 85 km/h / 52.8 mph
Seating	3 cars for 8 persons each
Capacity	24 persons
Drive system	chain lift drive

SCAN & WATCH



Going overhead
without shoulder
restraint



ADVANCED DARK RIDES




ADVANCED DARK RIDE 96

DIMENSIONS & FACTS

Width	min. 42 m / 137.8 ft.
Depth	min. 36 m / 118.1 ft.
Height	approx. 3.5 m / 11.5 ft.
Track length	approx. 96 m / 315 ft.
Seating	8 cars for 8 persons each
Special effects	pitch & roll (max. inclination of +/- 7° each), 360° rotation

SCAN & WATCH



MAJOR RIDES



STAR SHAPE

Also available
with 5 seat
carriers

DIMENSIONS & FACTS

Length	approx. 21 m / 68.9 ft.
Width	approx. 15.5 m / 50.9 ft.
Height	approx. 27.7 m / 90.9 ft.
Operating diameter	approx. \varnothing 28 m / 91.9 ft.
Operating height	approx. 29.9 m / 98.1 ft.
Seating	6 seat carriers for 5 persons each
Capacity	30 persons

SCAN & WATCH



NEW CONCEPTS



DRIFTER

DIMENSIONS & FACTS

Diameter	approx. ø 10.8 m / 35.4 ft.
Height	approx. 1.2 m / 3.9 ft.
Operating diameter	approx. ø 16.8 m / 55.1 ft.
Total ground diameter	min. ø 19 m / 62.3 ft.

SCAN & WATCH



SPIN N' PLAY

SCAN & WATCH



Playground on a rotating platform for the first carousel experience!

DIMENSIONS & FACTS

Diameter	approx. ø 9.8 m / 32.2 ft.
Height	approx. 0.5 m / 1.6 ft. (excl. decoration)
Play figures	9
Capacity	approx. 30 persons on the platform



ELLIPSE FLYER

DIMENSIONS & FACTS


Length	approx. 19 m / 62.3 ft.
Width	approx. 8.5 m / 27.9 ft.
Height	approx. 9.9 m / 32.5 ft.
Operating length	approx. 27 m / 88.6 ft.
Operating height	approx. 11.6 m / 38.1 ft.
Seating	4 gondolas for 8 persons each
Capacity	32 persons

SCAN & WATCH





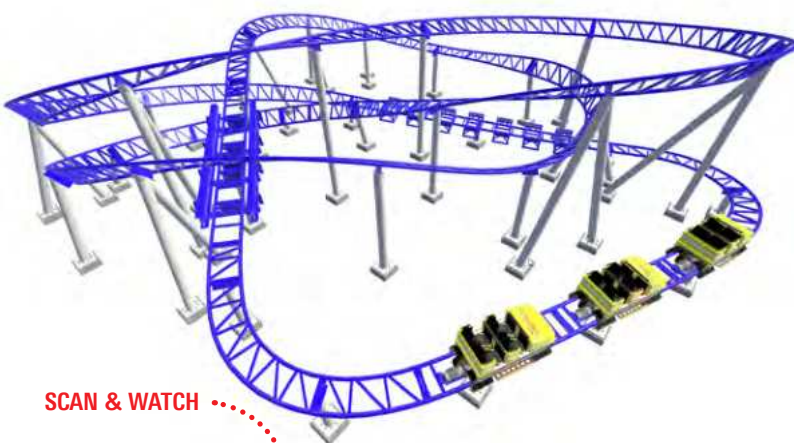
SCAN & WATCH



DISCOVERY LAUNCH COASTER

DIMENSIONS & FACTS

Length	approx. 57 m / 187 ft.
Width	approx. 25 m / 82 ft.
Height	approx. 6.5 m / 21.3 ft.
Track length	approx. 245 m / 803.8 ft.
Maximum speed	approx. 45 km/h / 28 mph
Seating	1 train with 10 cars for 2 persons each
Capacity	20 persons



SCAN & WATCH



MINI LAUNCH COASTER


DIMENSIONS & FACTS

Length	approx. 28 m / 91.9 ft.
Width	approx. 23 m / 75.5 ft.
Height	approx. 7.5 m / 24.6 ft.
Track length	approx. 203 m / 666 ft.
Maximum speed	approx. 50 km/h / 31.1 mph
Seating	3 cars for 4 persons each
Capacity	12 persons

NEW ADVANCED DARK RIDE CONCEPTS



SMALL LAYOUT



FARM FRENZY

Try to catch the mischievous foxes in an exciting family adventure at the farm.




CRETAR

Escape dangerous dinosaurs in a white knuckle, action packed drive.



MEDIUM LAYOUT



MUSIC FESTIVAL

Experience and interact with the beat across multiple musical genres.





DINO-SCAN

Bring back the lost baby dinosaur while conducting research as a palaeontologist.



LARGE LAYOUT



MERLIN'S QUEST

Test your skills as an apprentice magician and catch Merlin's escaped griffin.



RAGNAROK

Embark on a mythical journey through the godly realms of northern mythology.

* Legal Notice Leisure Expert Group: The concepts on this page incorporate the proprietary information of Leisure Expert Group B.V. Any party accepting this document does so in confidence and agrees that it shall not be duplicated in whole or in part, without the written consent of Leisure Expert Group B.V. in the Netherlands. The concepts presented on this page may contain copyrighted imagery that is used for reference purposes only.

COMPANY INFO



OFFICE & PRODUCTION FACILITIES

COMPANY SITE DEGGENAU/GERMANY

Total area	approx. 98,000 m ² / 321,522 ft. ²
Production area	approx. 32,000 m ² / 104,987 ft. ²
Office area	approx. 11,500 m ² / 37,730 ft. ²

Concentration of mechanical engineering sectors in a fully extended and restructured site.

PRODUCTION HALLS ZIERER

Production area	approx. 6,800 m ² / 22,310 ft. ²
Spare parts area	approx. 750 m ² / 2,461 ft. ²
Office area	approx. 550 m ² / 1,804 ft. ²

OUTSIDE TESTING AREA for ride installation as well as further STREICHER halls available if required.



QUALITY & SAFETY

Every ride currently being designed and manufactured by ZIERER meets at least the standards of DIN EN 13814 / Eurocode. If requested, ZIERER is prepared to manufacture according to the international standards ASTM of the American Society for Testing Materials or will also fulfill the GB Standards for our Chinese customers and CSEI approval at any time.

In the process of manufacturing, ZIERER underlies the controls and approval process of the German TÜV, one of the strictest inspection agencies world-wide. TÜV inspections take place on ZIERER's premises and/or on site by request.

As standard basis of our daily business, the International Organisation for Standardisation (ISO) has certified ZIERER's quality management system according to ISO 9001.



中国特种设备检测研究院
China Special Equipment Inspection and Research Institute

CUSTOMER FOCUS

With care and attention to every detail, our renowned artist's workshop will create your own ride designs from mould to artificial painting. Hand in hand with your designers and our customers, it's our ambition to fulfill your very special wishes. From design to reality – that's what our artist is going to lovingly craft by hand to get a unique ride for every customer.

Besides a whole range of standard rides, ZIERER is frequently approached with a request to develop custom designed rides. CUSTOMIZATION that's what we stand for! For example, ZIERER's most popular ride ever, the Wave Swinger, comes in a variety of possible decorations, some of which are shown in this brochure.

MEMBER OF FOLLOWING ASSOCIATIONS:





AFTER SALES SERVICE

365 days / 24 h availability – ZIERER is ready to service your amusement ride “for life”. Besides supervision of installation, testing and commissioning, you can call for our technical support later on whenever necessary. We are pleased to provide guidance on maintenance at any time to guarantee highest safety standards during operation as well as low down-times.

ZIERER does more than just repairs, either at our factory or on site – we manufacture, deliver and also install your spare parts if necessary. Quick and efficient service is one of our trademarks. If you require urgent technical support, we at ZIERER are happy to take your calls on our 24-hour-hotline.





**ZIERER Karussell- und Spezial-
maschinenbau GmbH & Co. KG**

Josef-Wallner-Straße 5
94469 Deggendorf, Germany

Phone: +49 991 9106-0

Fax: +49 991 9106-84

E-Mail: info@zierer.com

SCAN



www.zierer.com



Imprint:
Responsible for content: ZIERER Karussell- und
Spezialmaschinenbau GmbH & Co. KG,
Josef-Wallner-Straße 5, 94469 Deggendorf, Germany, info@zierer.com,
www.zierer.com
Artwork: www.kommhaus.com
Photos: ZIERER Karussell- und
Spezialmaschinenbau GmbH & Co. KG
Subject to change without notice. No liability
for errors or misprints.

